



### 1. Name of the product

Senses Set de Luxe - Sight

### 2. Product code

21904115



### 3. Short description

Luxury sensory set to stimulate vision. The package consists of various materials. The set includes mirrors, luminous products and even more products that stimulate vision. The content of this snoezelset can vary per order, depending on stock and this can not be claimed.

### 4. Colour

As pictured

### 5. Sensory Stimulations

See





## 1. Name of the product

Starlight projector

## 2. Product code

25089134

## 3. Colour

As pictured.



## 4. Short description

Relax and enjoy the beautiful starry sky projected by this projector. This small projector is very suitable for a small room, such as a bedroom. Projector colour: purple. Batteries not included, 4 AA batteries required.

## 5. Content

1 x starlight projector

## 7. Sensory stimulations

Sight

## 9. Technical information

4x AA (LR6) not included.





## 1. Name of the product

Glitter lamp

## 2. Product code

23742111

## 3. Colour

As pictured



## 4. Short description

The lamp is full of glitter that swirls up and down when shaking the light. This creates a very nice effect!

## 5. Content

1x Glitter lamp

## 6. Sensory stimulations

Sight

## 7. Technical information

Size: 15 cm

## 8. Safety

If liquid comes into contact with the skin or eyes, rinse it repeatedly with distilled water. This item is not a toy and should only be used for interior decoration.

## 9. Installation

1. Carefully remove the product from the packaging and remove the insulation tab on the bottom.
2. The battery compartment is located below the item.
3. Unscrew the battery compartment cover.
4. If the light becomes dim, replace the batteries.
5. This product is only compatible with LED bulbs that cannot be replaced.

## 10. Additional information

Dispose of the Product appropriately if damage and leakage occur.

Remove any plastic fasteners or labels and dispose of them properly. This item is not a toy and should only be used for interior decoration.





## 1. Name of the product


Infinity mirror

## 2. Product code

23650477

## 3. Colour

As pictured



## 4. Short description

This magic tunnel is infinite! This effect is hard to describe, you just have to have seen this. It's fascinatingly beautiful! Old and young, big or small, everyone is amazed.

Size: 23 cm

## 5. Sensory stimulations

Sight

## 6. Installation

1. Set the switch to the off position.
2. Remove the battery cover.
3. Insert 3 x AA batteries and pay attention to the polarity drawing in the housing.
4. Replace the lid and turn the switch to the on position.

## 7. Security

### **Warning:**

This is not a toy, pay close attention to children and always use under supervision.



## 8. Additional information

- Remove the item from the pre-use box.
- Make sure the batteries are installed correctly. Improper installation may short-circuit the terminals in the battery case.
- Remove the batteries if the item will not be used for a long time.
- Replace all batteries at the same time. Do not mix old and new batteries.
- Do not mix alkaline, standard (carbon-zinc) or rechargeable (nickel-cadmium) batteries.
- This set is only suitable for indoor use.
- Prevent damage to the light bulbs and insulation of the wiring. Do not use if the light set is damaged in any way.
- Do not expose to direct heat or fire or immerse in water.
- LED lamps are not replaceable. Do not throw the batteries into the fire; batteries may explode or leak.
- Batteries should not be disposed of with ordinary household waste. Reuse is possible wherever possible. To find the nearest recycling point.
- Light box is double power consumption, if you want to use the adapter, use the right adapter, adapter specification: 5V DC 500mA.
- Remove the batteries before connecting the adapter when using the adapter
- Wipe it with a soft cloth.

### Important:

This lighting set can be used indoors, but make sure it is not placed in humid conditions.

## 1. Name of the product

Spinning Ball

## 2. Product code


19852111

## 3. Colour

As pictured

## 4. Short description

At the touch of a button, the bright LEDs in this wand begin to rotate. This makes for a fascinating image. In addition, a small vibration is released. The spinning ball offers a great sensory experience. 3 AAA batteries required, not included.



## 5. Content

1x Spinning Ball

## 6. Sensory Stimulations

Vision







## 7. Technical information

Size: 18 cm

## 8. Security

PLEASE NOTE!!!		
	<p>Not suitable for children under 3 years Do not throw the Spinning Ball into the fire The product is harmful if swallowed</p>	

## 9. Installation

Unscrew the product at the grey area at the bottom. Insert 3 AAA batteries in the manner shown on the gray area. Screw the plate back onto the bottom. Under the sphere on the blue part is a button. If pressed, the Spinning Ball will turn on.

For more information, you can visit our website [www.nenko.com](http://www.nenko.com)

